




## Chroma-Q™ Color Block 2



## Redefining LED Lighting

Following the enormous success of the Chroma-Q™ Color Block™ LED fixture with rental companies and end users alike, we have combined the product's core elements of modularity and versatility with new single colour RGBA optics, 530 lumens output (almost double the original model) and theatrical grade dimming to create the exceptional feature set of the Color Block 2™ fixture.


With its radically increased colour palette and high CRI of 90, the Color Block 2 fixture is a master at creating vibrant bold colours and subtle theatrical hues. Combined with its built-in variable colour temperature capability, even flesh tones look natural, satisfying all but the most critical eye.

The four large, camera-friendly LED cells offer performers less glare and mix beautifully for single colour output, virtually eliminating the frustrating colour separation shadows normally synonymous with LED lighting. The beam optics have a soft asymmetrical quality carefully crafted to give an immediate perfect colour blend for uplighting surfaces, yet retain a soft Fresnel-like edge for direct illumination. At close to twice the output of its predecessor, the Color Block 2 fixture is bright enough to uplight a 6m / 20 foot set and then some.

In addition, the fixture provides a smooth, theatrical grade dimming experience, whilst retaining the instant strobe-like control of intensity normally associated with LED technology.

The Color Block 2 fixture offers a cutting-edge new feature set, yet it retains the original model's modularity and wide range of fixing options, making it even better value.


The radically increased colour palette.



Single colour output RGBA optics mix within the fixture, practically eliminating multicoloured shadows and providing natural flesh tones.

## Key Features

- CRI of 90 – for tungsten emulation
- Enhanced colour range - create subtle theatrical hues
- Single colour diffused optics - virtually eliminate multicoloured shadows & offer camera friendly output
- Exceptional colour brightness & light output levels
- Advanced beam spreading technology - even colour mix across the beam
- Modular construction with range of fixing accessories - easily configured as a wide variety of shapes



## Color Block 2 Technical Specification

Product Code 48 / 72	CHCB4M2
Dims. (without fixings)	250mm x 62mm x 119mm / 9.8" x 2.4" x 4.7"
Weight (without fixings)	1.3kg / 2.8lbs
Connector	XLR4 in & through
Cooling	Forced air
Construction	Black anodised aluminium extrusion

Built-in Hardware	Interlocking system & quick release catches for connecting as battens, 2 x M10 nuts for additional fixings
IP Rating	IP20
Colour	Black as standard. Also available in Gold, Polished Mirror, Green, Red, Pewter, Champagne, Blue & Light Bronze at an extra cost.
Approvals	EN55103-1 & 2, IEC60950

## Control & Photometric

LEDs	3 x RGBA single colour output cells, total 48 LEDs
Control Modes	HSI, RGBA, RGB (*Magic Amber), RGBI (*Magic Amber) & stand-alone
Effects Engine	Yes
Lumen Output	Red 266 hot lumen, Green 445 hot lumen, Blue 56 hot lumen, Amber 242 hot lumen, White 532 hot lumen
Lamp Life	L70 at 50,000 hours

Optics	Specialised close focus lens with advanced beam spreading technology
Beam Angle	25° approx. (optional beam kits available, see website)
Beam Distribution	Asymmetrical direct illumination
CCT	Adjustable 1,000-10,000K
CRI	90
Colour Gamut	Performance enhanced

## Color Block 5-Way Power Supply (to suit up to 5 Color Block 2)

Product Code	CHCBPSU05
Dims.	219mm x 88mm x 279mm / 8.6" x 3.5" x 11"
Weight	3.9kg / 8.6lbs
Power	100-240VAC 50/60Hz, 480W, IEC chassis male

Control	ANSI E1.1 DMX-512A, XLR5 in & through
IP Rating	IP20
Approvals	EN55103-1 & 2, IEC60950, EN61000-3-3 & EN61000-3-2



## Color Block 30-Way Power Supply (to suit up to 30 Color Block 2)

Product Code	CHCBPSU30
Dims.	483mm x 368mm x 89mm (2U) / 19" x 14.5" x 3.5"
Weight	11.1kg / 24.5lbs
Power	100-240VAC 50/60Hz, 2160W, trailing lead

Control	ANSI E1.1 DMX-512A, XLR5 in & through
IP Rating	IP20
Approvals	EN55103-1 & 2, IEC60950, EN61000-3-3 & EN61000-3-2



## Accessories

CHCBSY	Yoke attachment
CHCBCY	Yoke / floor kit for single unit
CHCBBB	Batten bracket kit for up to 5 units
CHCBBF4	Blinder frame for 4 units

CHCBLP250	250mm / 9.8" LED pipe (single unit)
CHCBLP1300	1.3m / 51.2" LED pipe (5-way batten)
CHCBWB	Wall bracket for single unit
MUCX4SDP-0.22	Single link cable for use in battens

\*Magic Amber is the term used for the unit's ability to bring in amber when mixing colours that require it.

For the latest news and information on the Chroma-Q range, visit [www.chroma-q.com](http://www.chroma-q.com)